

2022 WOODWARD COUNTY ASSESSOR'S OFFICE REPORT TO THE EXCISE BOARD

08/01/2022

City/Village									
DISTRICT	DESCRIPTION	PERSONAL PROPERTY	REAL PROPERTY	PUBLIC SERVICE	TOTAL VALUATION	HOMESTEAD EXEMPTIONS	OTHER EXEMPTIONS	NET VALUATION	NET VALUATION
I1-A WOO	I1-A WOODWARD C	13,877,800	68,301,844	4,260,954	86,440,598	1,997,433	317,574	84,125,591	84,125,591
I2-A MOO	I2-A MOORELANDC	421,139	4,409,011	877,209	5,707,359	235,688	27,374	5,444,297	5,444,297
I3-AM MU	I3-AM MUTUAL C	11,033	223,399	90,888	325,320	13,000	0	312,320	312,320
I3-AS SH	I3-AS SHARON C	15,770	418,028	78,001	511,799	22,000	0	489,799	489,799
I5-A FTS	I5-A FTSUPPLY C	28,898	857,079	74,688	960,665	68,126	0	892,539	892,539
<b>CITY/VILLAGE TOTAL VALUATION</b>		<b>14,354,640</b>	<b>74,209,361</b>	<b>5,381,740</b>	<b>93,945,741</b>	<b>2,336,247</b>	<b>344,948</b>	<b>91,264,546</b>	<b>91,264,546</b>

County									
DISTRICT	DESCRIPTION	PERSONAL PROPERTY	REAL PROPERTY	PUBLIC SERVICE	TOTAL VALUATION	HOMESTEAD EXEMPTIONS	OTHER EXEMPTIONS	NET VALUATION	NET VALUATION
C001	Woodward County General	138,862,362	124,902,087	68,428,947	332,193,396	3,625,939	541,730	328,025,727	328,025,727
<b>COUNTY TOTAL VALUATION</b>		<b>138,862,362</b>	<b>124,902,087</b>	<b>68,428,947</b>	<b>332,193,396</b>	<b>3,625,939</b>	<b>541,730</b>	<b>328,025,727</b>	<b>328,025,727</b>

Other									
DISTRICT	DESCRIPTION	PERSONAL PROPERTY	REAL PROPERTY	PUBLIC SERVICE	TOTAL VALUATION	HOMESTEAD EXEMPTIONS	OTHER EXEMPTIONS	NET VALUATION	NET VALUATION
EMS	EMS	138,862,362	124,902,087	68,428,947	332,193,396	3,625,939	541,730	328,025,727	328,025,727
<b>OTHER TOTAL VALUATION</b>		<b>138,862,362</b>	<b>124,902,087</b>	<b>68,428,947</b>	<b>332,193,396</b>	<b>3,625,939</b>	<b>541,730</b>	<b>328,025,727</b>	<b>328,025,727</b>

School									
DISTRICT	DESCRIPTION	PERSONAL PROPERTY	REAL PROPERTY	PUBLIC SERVICE	TOTAL VALUATION	HOMESTEAD EXEMPTIONS	OTHER EXEMPTIONS	NET VALUATION	NET VALUATION
I1 WOODW	I1-B WOODWARD R	54,884,775	90,548,822	21,619,319	167,052,916	2,574,714	386,361	164,091,841	164,091,841
I2-B MOO	I2-B MOORELANDR	22,268,217	17,535,441	16,761,829	56,565,487	495,628	51,244	56,018,615	56,018,615
I3-B SHA	I3-B SHAR/MUT R	24,931,623	9,094,388	15,343,166	49,369,177	302,000	40,802	49,026,375	49,026,375
I5-B FTS	I5-B FTSUPPLY R	1,333,620	1,863,220	238,171	3,435,011	95,126	6,634	3,333,251	3,333,251
JTI-2 EL	JTI-2 ELLIS FAR	5,942,690	2,754,745	12,101,028	20,798,463	82,000	48,455	20,668,008	20,668,008
JTI-3 EL	JTI-3 ELLIS ARN	8,906,816	315,839	58,137	9,280,792	8,000	0	9,272,792	9,272,792
JTI-3 WO	JTI-3 WOODS WAY	1,056,273	144,042	618,974	1,819,289	0	0	1,819,289	1,819,289
JTI-5 DE	JTI-5 DEWEY VIC	10,827,084	1,081,337	621,101	12,529,522	48,471	8,234	12,472,817	12,472,817
JTI-6 WO	JTI-6 WOODS FRE	2,822,908	1,041,775	32,056	3,896,739	11,000	0	3,885,739	3,885,739
JTI-8 DE	JTI-8 DEWEY SEL	5,888,356	522,478	1,035,166	7,446,000	9,000	0	7,437,000	7,437,000

# 2022 WOODWARD COUNTY ASSESSOR'S OFFICE REPORT TO THE EXCISE BOARD

08/01/2022

SCHOOL TOTAL VALUATION	138,862,362	124,902,087	68,428,947	332,193,396	541,730	328,025,727
------------------------	-------------	-------------	------------	-------------	---------	-------------

## Vo-Tech

DISTRICT	DESCRIPTION	PERSONAL PROPERTY	REAL PROPERTY	PUBLIC SERVICE	TOTAL VALUATION	HOMESTEAD EXEMPTIONS	OTHER EXEMPTIONS	NET VALUATION
VT #24	VO TECH #24	109,360,925	121,796,616	66,063,513	297,221,054	3,549,468	533,496	293,138,090
VT #24 J	VO TECH #24 V/C/D/DEWEY	10,827,084	1,081,337	621,101	12,529,522	48,471	8,234	12,472,817
VT#10	VO TECH #10	3,879,181	1,185,817	651,030	5,716,028	11,000	0	5,705,028
<b>VO-TECH TOTAL VALUATION</b>		<b>124,067,190</b>	<b>124,063,770</b>	<b>67,335,644</b>	<b>315,466,604</b>	<b>3,608,939</b>	<b>541,730</b>	<b>311,315,935</b>


I, Mistie Dunn, Assessor of Woodward County Oklahoma, do hereby certify that the foregoing is a true and correct statement of valuations for Real Estate, Personal Property, Public Service and Homestead Exemptions as certified by the State Board of Equalization and shown by the records in the County Assessor's office. Subscribed by my name and affixed the seal of the County Assessors office on this day of 08/01/2022.

State of Oklahoma )  
 ) SS  
 Woodward County )  
Mistie Dunn



I, Wendy Dunlap, County Clerk of Woodward County Oklahoma, do hereby certify that the above is a true, correct and complete list of the valuations of Woodward County Oklahoma as certified by the Woodward County Assessor's office.

Wendy Dunlap  
Steve Samuel  
Fanni Pear



Wendy Dunlap  
 County Clerk  
 Woodward County

Excise Board: Eldon M... Fanni Pear

Date: 8-9-22

Real	Count	Value
Agricultural	80	948,889
Commercial	945	22,460,761
Residential	5,417	44,892,194
<b>Total Real Value</b>	<b>6,442</b>	<b>68,301,844</b>
Homestead	1,920	1,997,433
Veteran	31	317,363
Other	1	211
<b>Total Exempt</b>	<b>2,032</b>	<b>2,315,007</b>

**TIF Increment Value**

**Net Assessed 65,986,837**

**Net Assessed Under Protest**

Senior Freeze	241	965,359
Capped Parcels	3,532	43,485,490

Personal	Count	Value
Agricultural	29	57,034
Commercial	830	13,478,043
Mobile Home	422	351,660
<b>Total Personal</b>	<b>1,281</b>	<b>13,886,737</b>
<b>Total Exempt</b>	<b>1</b>	<b>8,937</b>

**TIF Increment Value**

**Net Assessed 13,877,800**

**Net Assessed Under Protest**

Public Service	Count	Value
<b>Total PS Value</b>	<b>22</b>	<b>4,260,954</b>

**TIF Increment Value**

**Net Assessed 4,260,954**

**District Totals**

Total Gross Value	86,449,535
Homestead Loss	1,997,433
Other Exemption Loss	326,511

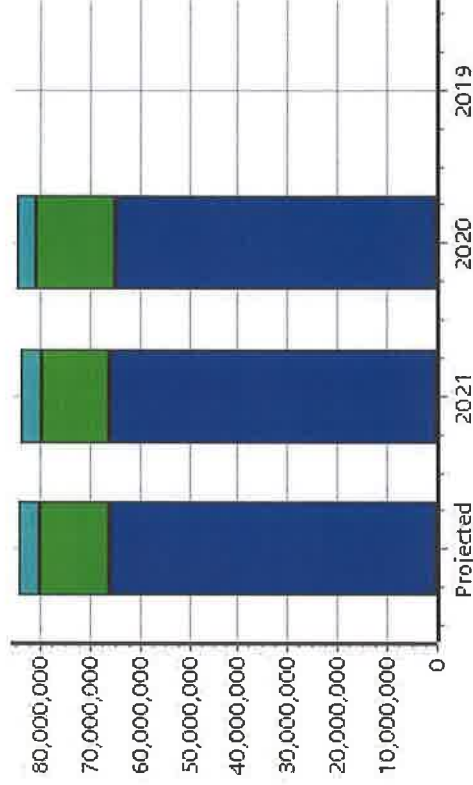
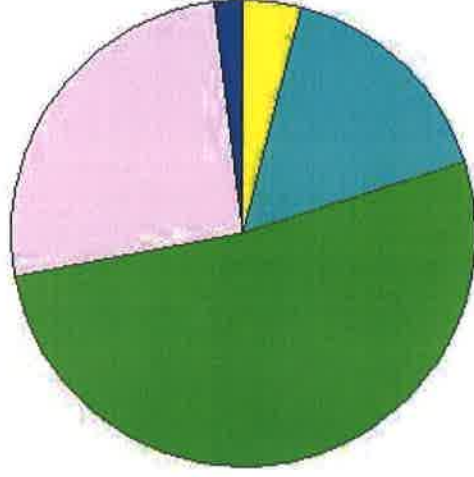
**TIF Increment Value**

**Retained TIF Value**

**Net Assessed Value 84,125,591**

**Net Assessed Under Protest**

\* Public Service Proteasts Values are not included on this report.



Real	Count	Value
Agricultural	2	17,560
Commercial	64	493,532
Residential	655	3,897,919
<b>Total Real Value</b>	<b>721</b>	<b>4,409,011</b>
Homestead	228	235,688
Veteran	4	27,374
Other	0	0
<b>Total Exempt</b>	<b>241</b>	<b>263,062</b>

**TIF Increment Value**

**Net Assessed 4,145,949**

**Net Assessed Under Protest**

Senior Freeze	32	146,679
Capped Parcels	589	3,775,102

Personal	Count	Value
Agricultural	5	13,029
Commercial	67	385,848
Mobile Home	17	22,262
<b>Total Personal</b>	<b>89</b>	<b>421,139</b>
<b>Total Exempt</b>	<b>0</b>	<b>0</b>

**TIF Increment Value**

**Net Assessed 421,139**

**Net Assessed Under Protest**

Public Service	Count	Value
<b>Total PS Value</b>	<b>7</b>	<b>877,209</b>
<b>TIF Increment Value</b>		<b>877,209</b>

District Totals	Value
Total Gross Value	5,707,359
Homestead Loss	235,688
Other Exemption Loss	27,374

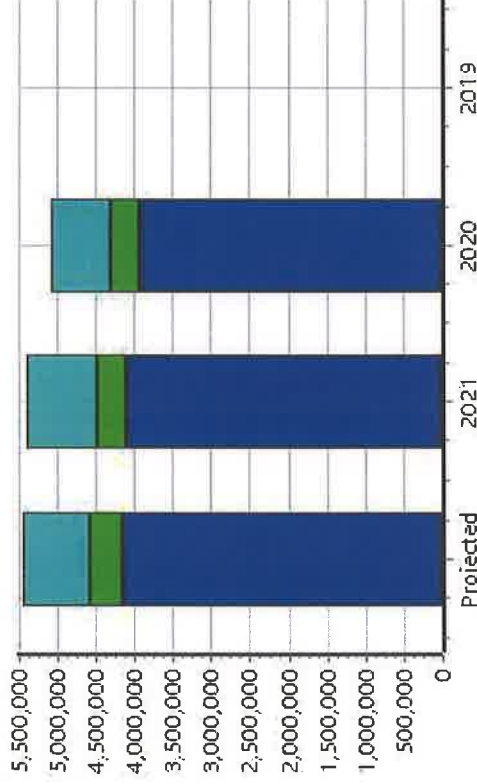
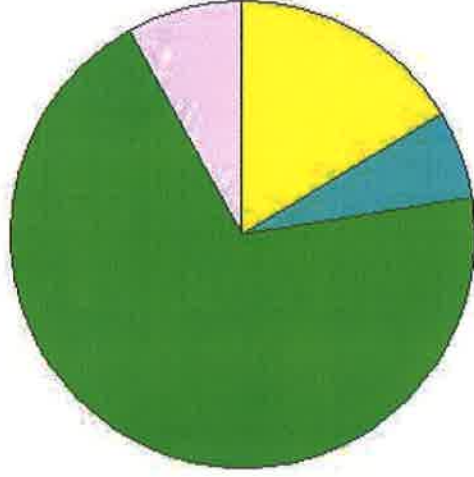
**TIF Increment Value**

**Retained TIF Value**

**Net Assessed Value 5,444,297**

**Net Assessed Under Protest**

\* Public Service Proteests Values are not included on this report.



Real	Count	Value
Agricultural	0	0
Commercial	4	16,248
Residential	154	207,151
<b>Total Real Value</b>	<b>158</b>	<b>223,399</b>
Homestead	13	13,000
Veteran	0	0
Other	0	0
<b>Total Exempt</b>	<b>13</b>	<b>13,000</b>

**TIF Increment Value**

**Net Assessed 210,399**

**Net Assessed Under Protest**

Senior Freeze	2	9,638
Capped Parcels	174	397,723

Personal	Count	Value
Agricultural	1	1,518
Commercial	8	2,199
Mobile Home	6	7,316
<b>Total Personal</b>	<b>15</b>	<b>11,033</b>
<b>Total Exempt</b>	<b>0</b>	<b>0</b>

**TIF Increment Value**

**Net Assessed 11,033**

**Net Assessed Under Protest**

Public Service	Count	Value
<b>Total PS Value</b>	<b>7</b>	<b>90,888</b>

**TIF Increment Value**

**Net Assessed 90,888**

District Totals	Value
Total Gross Value	325,320
Homestead Loss	13,000
Other Exemption Loss	0

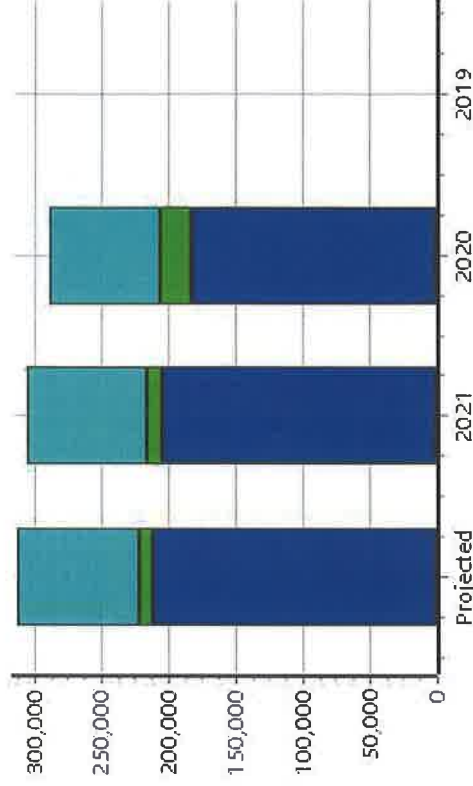
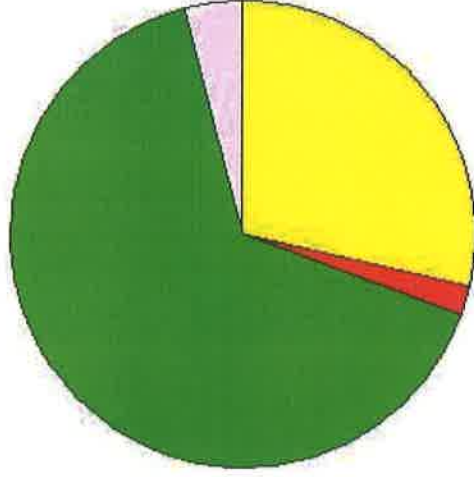
**TIF Increment Value**

**Retained TIF Value**

**Net Assessed Value 312,320**

**Net Assessed Under Protest**

\* Public Service Proteasts Values are not included on this report.



Real	Count	Value
Agricultural	1	147
Commercial	11	60,752
Residential	82	357,129
<b>Total Real Value</b>	<b>94</b>	<b>418,028</b>
Homestead	22	22,000
Veteran	0	0
Other	0	0
<b>Total Exempt</b>	<b>22</b>	<b>22,000</b>

**TIF Increment Value**

**Net Assessed 396,028**

**Net Assessed Under Protest**

Senior Freeze	0	0
Capped Parcels	91	229,367

Personal	Count	Value
Agricultural	0	0
Commercial	9	1,391
Mobile Home	10	14,379
<b>Total Personal</b>	<b>19</b>	<b>15,770</b>
<b>Total Exempt</b>	<b>0</b>	<b>0</b>

**TIF Increment Value**

**Net Assessed 15,770**

**Net Assessed Under Protest**

Public Service	Count	Value
<b>Total PS Value</b>	<b>5</b>	<b>78,001</b>

**TIF Increment Value**

**Net Assessed 78,001**

**District Totals**

Total Gross Value	511,799
Homestead Loss	22,000
Other Exemption Loss	0

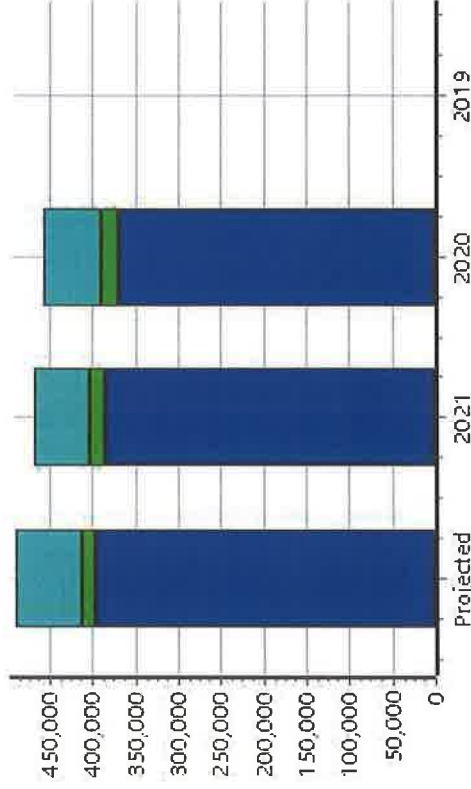
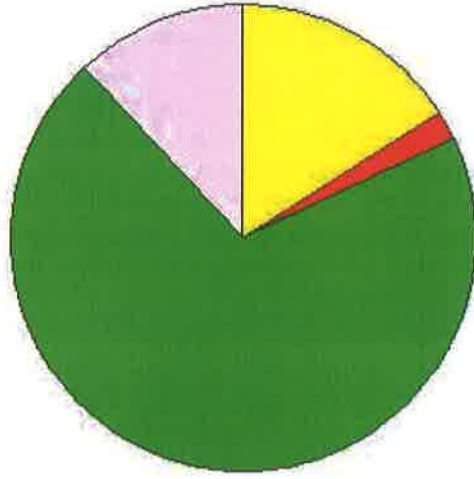
**TIF Increment Value**

**Retained TIF Value**

**Net Assessed Value 489,799**

**Net Assessed Under Protest**

\* Public Service Proteests Values are not included on this report.



Real	Count	Value
Agricultural	0	0
Commercial	38	143,219
Residential	217	713,860
<b>Total Real Value</b>	<b>255</b>	<b>857,079</b>
Homestead	67	68,126
Veteran	0	0
Other	0	0
<b>Total Exempt</b>	<b>69</b>	<b>68,126</b>

<b>TIF Increment Value</b>	<b>788,953</b>
<b>Net Assessed</b>	<b>788,953</b>
<b>Net Assessed Under Protest</b>	
Senior Freeze	3 12,418
Capped Parcels	211 487,373

Personal	Count	Value
Agricultural	2	7,421
Commercial	17	11,041
Mobile Home	12	10,436
<b>Total Personal</b>	<b>31</b>	<b>28,898</b>
<b>Total Exempt</b>	<b>0</b>	<b>0</b>


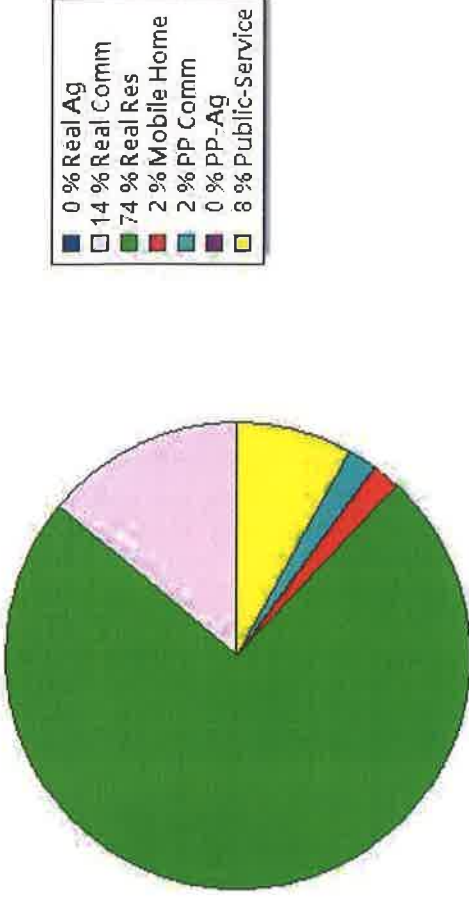
<b>TIF Increment Value</b>	<b>28,898</b>
<b>Net Assessed</b>	<b>28,898</b>
<b>Net Assessed Under Protest</b>	

Public Service	Count	Value
<b>Total PS Value</b>	<b>5</b>	<b>74,688</b>
<b>TIF Increment Value</b>		<b>74,688</b>
<b>Net Assessed</b>		<b>74,688</b>

District Totals	Value
Total Gross Value	960,665
Homestead Loss	68,126
Other Exemption Loss	0
<b>TIF Increment Value</b>	
<b>Retained TIF Value</b>	
<b>Net Assessed Value</b>	<b>892,539</b>

<b>Net Assessed Under Protest</b>	
-----------------------------------	--

\* Public Service Proteasts Values are not included on this report.



Real	Count	Value
Agricultural	5,965	28,325,467
Commercial	1,334	29,363,562
Residential	8,870	67,213,058
<b>Total Real Value</b>	<b>16,169</b>	<b>124,902,087</b>
Homestead	3,525	3,625,939
Veteran	53	541,519
Other	1	211
<b>Total Exempt</b>	<b>3,687</b>	<b>4,167,669</b>

**TIF Increment Value**

<b>Net Assessed</b>		<b>120,734,418</b>
<b>Net Assessed Under Protest</b>	<b>0</b>	<b>0</b>
Senior Freeze	356	1,465,654
Capped Parcels	7,052	54,871,776

Personal	Count	Value
Agricultural	711	2,877,984
Commercial	1,349	135,001,395
Mobile Home	832	1,257,136
<b>Total Personal</b>	<b>2,892</b>	<b>139,136,515</b>
<b>Total Exempt</b>	<b>4</b>	<b>274,153</b>

**TIF Increment Value**

<b>Net Assessed</b>		<b>138,862,362</b>
<b>Net Assessed Under Protest</b>	<b>15</b>	<b>15,201,226</b>

Public Service	Count	Value
<b>Total PS Value</b>	<b>164</b>	<b>68,428,947</b>

**TIF Increment Value**

<b>Net Assessed</b>		<b>68,428,947</b>
---------------------	--	-------------------

**District Totals**

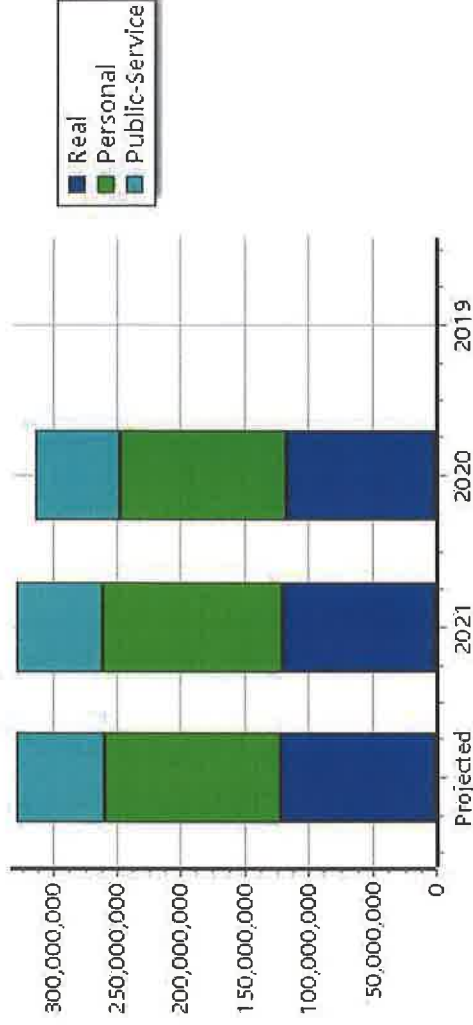
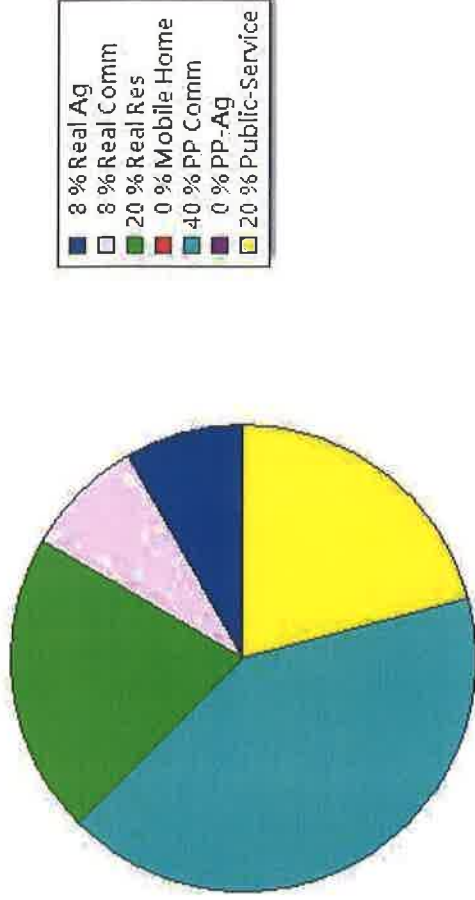
Total Gross Value	332,467,549
Homestead Loss	3,625,939
Other Exemption Loss	815,883

**TIF Increment Value**

<b>Retained TIF Value</b>		<b>328,025,727</b>
<b>Net Assessed Value</b>		<b>15,201,226</b>

**Net Assessed Under Protest**

\* Public Service Protests Values are not included on this report.





Real	Count	Value
Agricultural	5,965	28,325,467
Commercial	1,334	29,363,562
Residential	8,870	67,213,058
<b>Total Real Value</b>	<b>16,169</b>	<b>124,902,087</b>
Homestead	3,525	3,625,939
Veteran	53	541,519
Other	1	211
<b>Total Exempt</b>	<b>3,687</b>	<b>4,167,669</b>

TIF Increment Value

<b>Net Assessed</b>		<b>120,734,418</b>
<b>Net Assessed Under Protest</b>	<b>0</b>	<b>0</b>
Senior Freeze	356	1,465,654
Capped Parcels	7,052	54,871,776

Personal	Count	Value
Agricultural	711	2,877,984
Commercial	1,349	135,001,395
Mobile Home	832	1,257,136
<b>Total Personal</b>	<b>2,892</b>	<b>139,136,515</b>
<b>Total Exempt</b>	<b>4</b>	<b>274,153</b>

TIF Increment Value

<b>Net Assessed</b>		<b>138,862,362</b>
<b>Net Assessed Under Protest</b>	<b>15</b>	<b>15,201,226</b>

Public Service	Count	Value
<b>Total PS Value</b>	<b>164</b>	<b>68,428,947</b>

TIF Increment Value

<b>Net Assessed</b>		<b>68,428,947</b>
---------------------	--	-------------------

**District Totals**

Total Gross Value	332,467,549
Homestead Loss	3,625,939
Other Exemption Loss	815,883

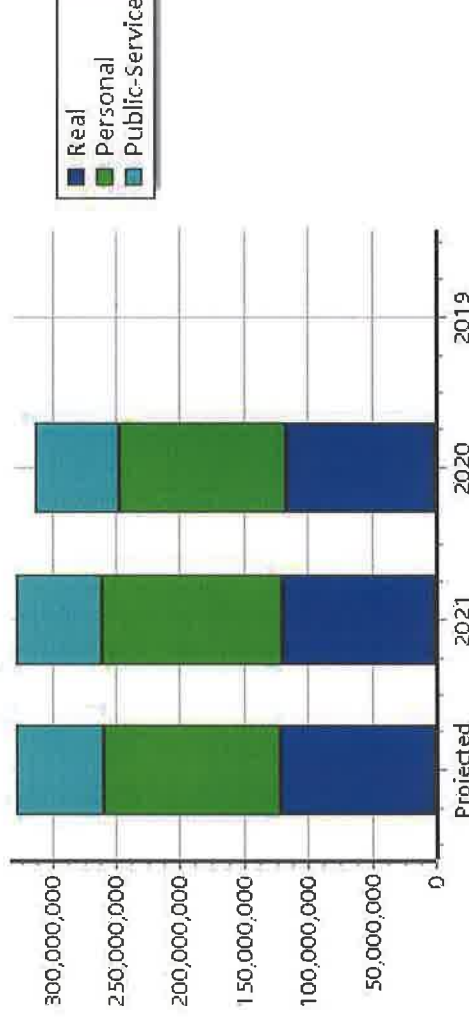

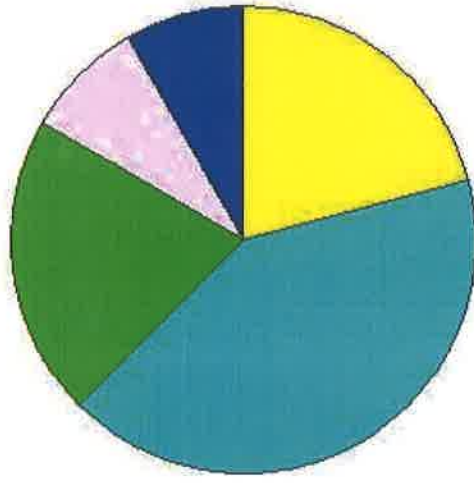
TIF Increment Value

<b>Retained TIF Value</b>		<b>328,025,727</b>
<b>Net Assessed Value</b>		<b>328,025,727</b>

**Net Assessed Under Protest**

	<b>15,201,226</b>
--	-------------------

\* Public Service Protests Values are not included on this report.



Real	Count	Value
Agricultural	1,127	7,125,554
Commercial	1,156	27,367,182
Residential	6,669	56,056,086
<b>Total Real Value</b>	<b>8,952</b>	<b>90,548,822</b>
Homestead	2,490	2,574,714
Veteran	35	386,150
Other	1	211
<b>Total Exempt</b>	<b>2,614</b>	<b>2,961,075</b>

**TIF Increment Value**

<b>Net Assessed</b>		<b>87,587,747</b>
<b>Net Assessed Under Protest</b>	<b>0</b>	<b>0</b>
Senior Freeze	267	1,066,812
Capped Parcels	4,432	45,648,207

Personal	Count	Value
Agricultural	214	488,416
Commercial	1,002	53,751,397
Mobile Home	645	811,891
<b>Total Personal</b>	<b>1,861</b>	<b>55,051,704</b>
<b>Total Exempt</b>	<b>3</b>	<b>166,929</b>

**TIF Increment Value**

<b>Net Assessed</b>		<b>54,884,775</b>
<b>Net Assessed Under Protest</b>	<b>1</b>	<b>910,247</b>

Public Service	Count	Value
<b>Total PS Value</b>	<b>45</b>	<b>21,619,319</b>

**TIF Increment Value**

<b>Net Assessed</b>		<b>21,619,319</b>
---------------------	--	-------------------

**District Totals**

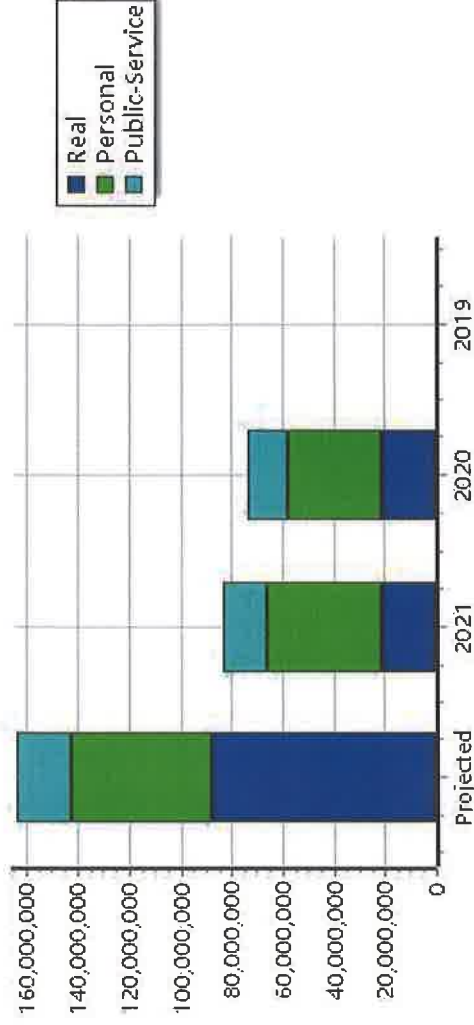
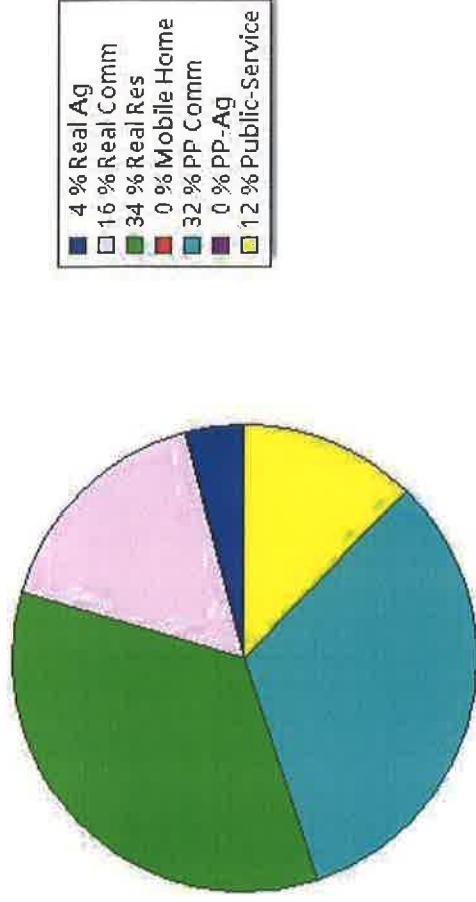
Total Gross Value	167,219,845
Homestead Loss	2,574,714
Other Exemption Loss	553,290

**TIF Increment Value**

<b>Retained TIF Value</b>		<b>164,091,841</b>
<b>Net Assessed Value</b>		<b>910,247</b>

**Net Assessed Under Protest**

\* Public Service Proteasts Values are not included on this report.



Real	Count	Value
Agricultural	1,811	10,335,252
Commercial	88	1,262,952
Residential	1,124	5,937,237
<b>Total Real Value</b>	<b>3,023</b>	<b>17,535,441</b>
Homestead	485	495,628
Veteran	7	51,244
Other	0	0
<b>Total Exempt</b>	<b>505</b>	<b>546,872</b>

**TIF Increment Value**

<b>Net Assessed</b>		<b>16,988,569</b>
<b>Net Assessed Under Protest</b>	<b>0</b>	<b>0</b>
Senior Freeze	55	278,247
Capped Parcels	1,307	6,232,037

Personal	Count	Value
Agricultural	177	827,161
Commercial	144	21,424,261
Mobile Home	57	124,019
<b>Total Personal</b>	<b>378</b>	<b>22,375,441</b>
<b>Total Exempt</b>	<b>1</b>	<b>107,224</b>

**TIF Increment Value**

<b>Net Assessed</b>		<b>22,268,217</b>
<b>Net Assessed Under Protest</b>	<b>2</b>	<b>3,785,874</b>

Public Service	Count	Value
<b>Total PS Value</b>	<b>27</b>	<b>16,761,829</b>

**TIF Increment Value**

<b>Net Assessed</b>		<b>16,761,829</b>
---------------------	--	-------------------

**District Totals**

Total Gross Value	56,672,711
Homestead Loss	495,628
Other Exemption Loss	158,468

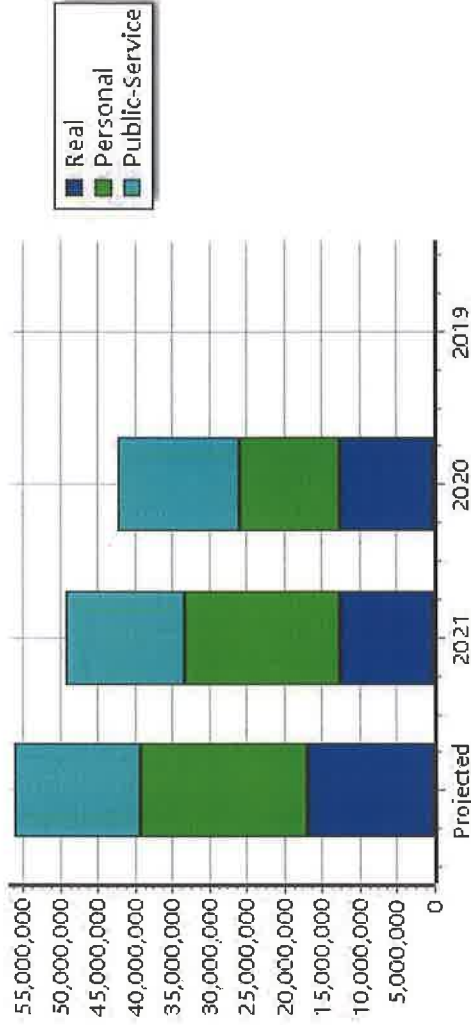
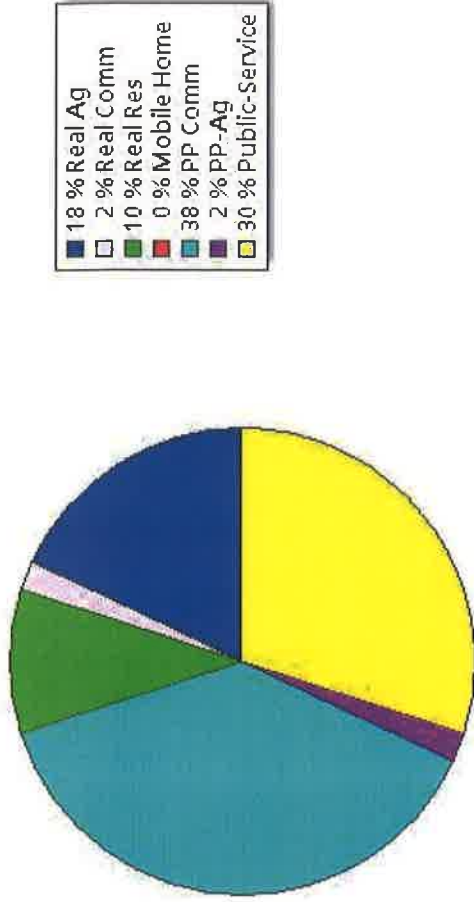
**TIF Increment Value**

<b>Retained TIF Value</b>	
<b>Net Assessed Value</b>	<b>56,018,615</b>

**Net Assessed Under Protest**

	<b>3,785,874</b>
--	------------------

\* Public Service Protests Values are not included on this report.



Real	Count	Value
Agricultural	1,504	6,259,476
Commercial	32	350,651
Residential	530	2,484,261
<b>Total Real Value</b>	<b>2,066</b>	<b>9,094,388</b>
Homestead	300	302,000
Veteran	5	40,802
Other	0	0
<b>Total Exempt</b>	<b>307</b>	<b>342,802</b>

**TIF Increment Value**

<b>Net Assessed</b>	<b>8,751,586</b>
<b>Net Assessed Under Protest</b>	<b>0</b>
Senior Freeze	57,409
Capped Parcels	1,535,134

Personal	Count	Value
Agricultural	175	776,802
Commercial	78	23,933,199
Mobile Home	83	221,622
<b>Total Personal</b>	<b>336</b>	<b>24,931,623</b>
<b>Total Exempt</b>	<b>0</b>	<b>0</b>

**TIF Increment Value**

<b>Net Assessed</b>	<b>24,931,623</b>
<b>Net Assessed Under Protest</b>	<b>2</b>
<b>Public Service</b>	<b>2,140,002</b>

Public Service	Count	Value
<b>Total PS Value</b>	<b>31</b>	<b>15,343,166</b>

**TIF Increment Value**

<b>Net Assessed</b>	<b>15,343,166</b>
---------------------	-------------------

**District Totals**

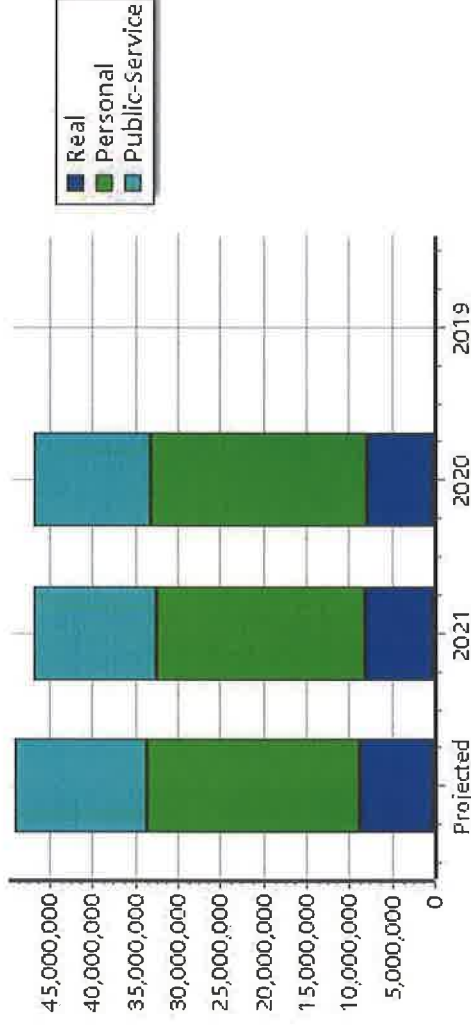
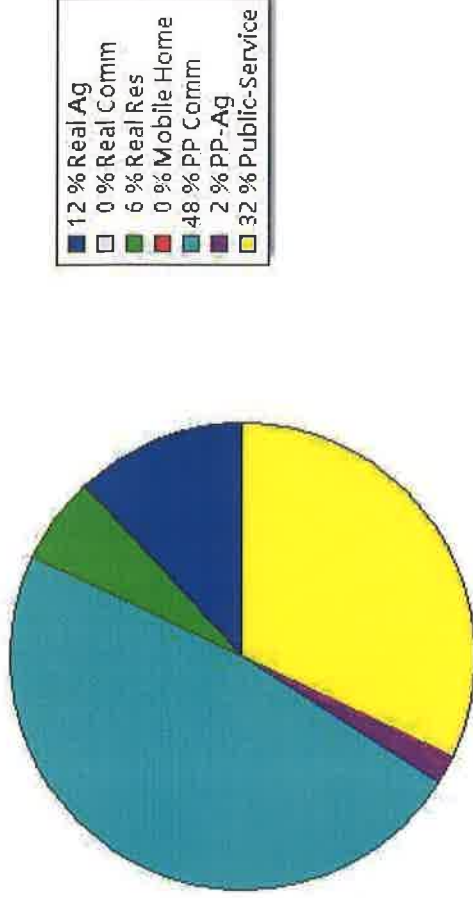
Total Gross Value	49,369,177
Homestead Loss	302,000
Other Exemption Loss	40,802

**TIF Increment Value**

<b>Retained TIF Value</b>	<b>49,026,375</b>
<b>Net Assessed Value</b>	<b>2,140,002</b>

**Net Assessed Under Protest**

\* Public Service Proteasts Values are not included on this report.



Real	Count	Value
Agricultural	175	619,235
Commercial	40	157,623
Residential	287	1,086,362
<b>Total Real Value</b>	<b>502</b>	<b>1,863,220</b>
Homestead	94	95,126
Veteran	1	6,634
Other	0	0
<b>Total Exempt</b>	<b>97</b>	<b>101,760</b>

**TIF Increment Value**

<b>Net Assessed</b>		<b>1,761,460</b>
<b>Net Assessed Under Protest</b>	<b>0</b>	<b>0</b>
Senior Freeze	5	20,716
Capped Parcels	288	695,528

Personal	Count	Value
Agricultural	15	66,687
Commercial	42	1,252,880
Mobile Home	17	14,053
<b>Total Personal</b>	<b>74</b>	<b>1,333,620</b>
<b>Total Exempt</b>	<b>0</b>	<b>0</b>

**TIF Increment Value**

<b>Net Assessed</b>		<b>1,333,620</b>
<b>Net Assessed Under Protest</b>	<b>1</b>	<b>125,481</b>

Public Service	Count	Value
<b>Total PS Value</b>	<b>15</b>	<b>238,171</b>

**TIF Increment Value**

<b>Net Assessed</b>		<b>238,171</b>
---------------------	--	----------------

**District Totals**


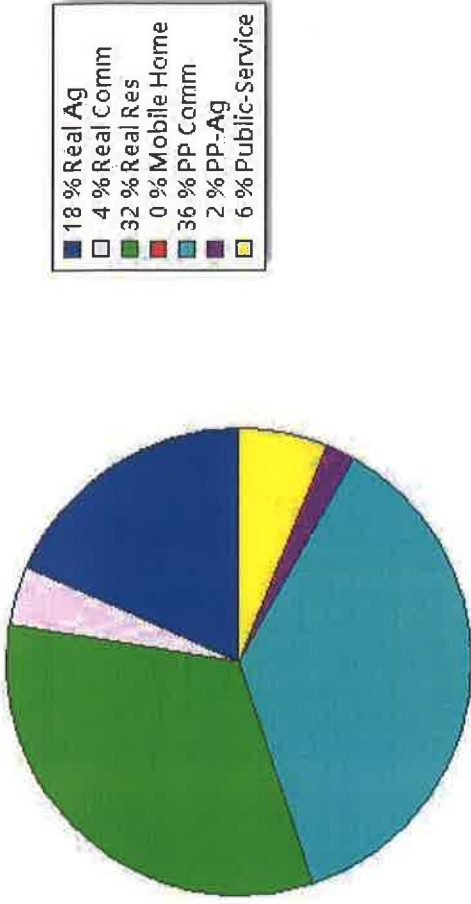
Total Gross Value	3,435,011
Homestead Loss	95,126
Other Exemption Loss	6,634

**TIF Increment Value**

<b>Retained TIF Value</b>		<b>3,333,251</b>
<b>Net Assessed Value</b>		<b>125,481</b>

**Net Assessed Under Protest**

\* Public Service Proteasts Values are not included on this report.



Real	Count	Value
Agricultural	446	1,445,506
Commercial	7	103,539
Residential	163	1,205,700
<b>Total Real Value</b>	<b>616</b>	<b>2,754,745</b>
Homestead	81	82,000
Veteran	3	48,455
Other	0	0
<b>Total Exempt</b>	<b>85</b>	<b>130,455</b>

**TIF Increment Value**

<b>Net Assessed</b>		<b>2,624,290</b>
<b>Net Assessed Under Protest</b>	<b>0</b>	<b>0</b>
Senior Freeze	9	31,073
Capped Parcels	131	314,986

Personal	Count	Value
Agricultural	44	215,886
Commercial	21	5,676,482
Mobile Home	15	50,322
<b>Total Personal</b>	<b>80</b>	<b>5,942,690</b>
<b>Total Exempt</b>	<b>0</b>	<b>0</b>

**TIF Increment Value**

<b>Net Assessed</b>		<b>5,942,690</b>
<b>Net Assessed Under Protest</b>	<b>2</b>	<b>1,309,297</b>

Public Service	Count	Value
<b>Total PS Value</b>	<b>10</b>	<b>12,101,028</b>

**TIF Increment Value**

<b>Net Assessed</b>		<b>12,101,028</b>
---------------------	--	-------------------

**District Totals**

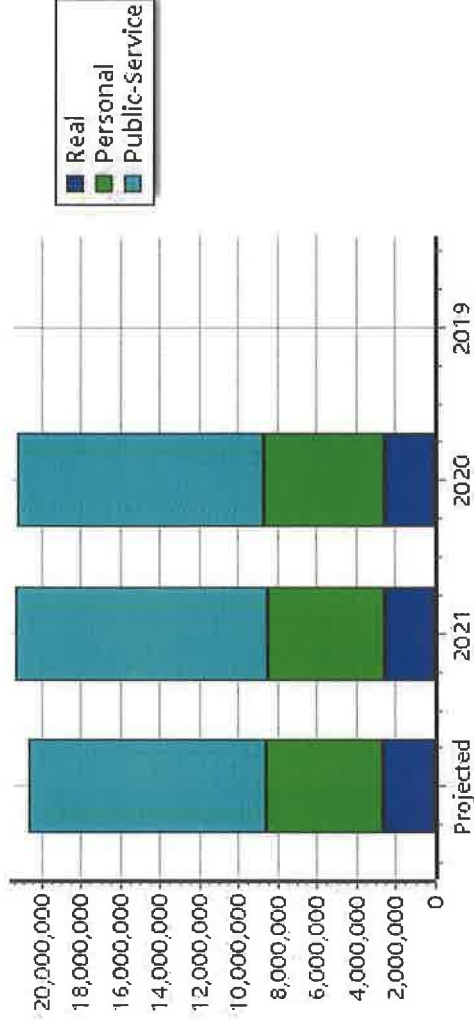
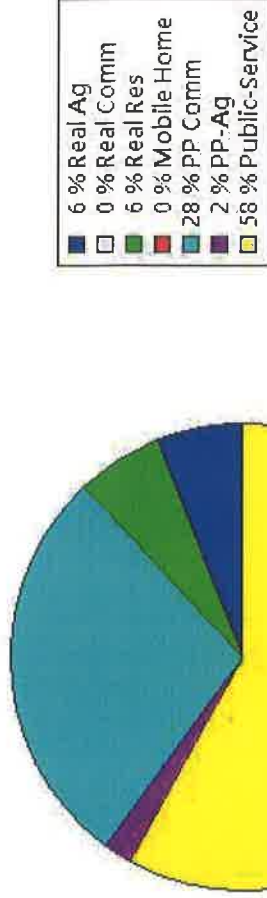
Total Gross Value	20,798,463
Homestead Loss	82,000
Other Exemption Loss	48,455

**TIF Increment Value**

<b>Retained TIF Value</b>		<b>20,668,008</b>
<b>Net Assessed Value</b>		<b>1,309,297</b>

**Net Assessed Under Protest**

\* Public Service Protests Values are not included on this report.



Real	Count	Value
Agricultural	118	311,008
Commercial	0	0
Residential	1	4,831
<b>Total Real Value</b>	<b>119</b>	<b>315,839</b>
Homestead	8	8,000
Veteran	0	0
Other	0	0
<b>Total Exempt</b>	<b>8</b>	<b>8,000</b>

**TIF Increment Value**

<b>Net Assessed</b>		<b>307,839</b>
<b>Net Assessed Under Protest</b>	<b>0</b>	<b>0</b>
Senior Freeze	1	0
Capped Parcels	11	25,558

Personal	Count	Value
Agricultural	14	18,455
Commercial	5	8,887,827
Mobile Home	1	534
<b>Total Personal</b>	<b>20</b>	<b>8,906,816</b>
<b>Total Exempt</b>	<b>0</b>	<b>0</b>

**TIF Increment Value**

<b>Net Assessed</b>		<b>8,906,816</b>
<b>Net Assessed Under Protest</b>	<b>2</b>	<b>5,124,847</b>

Public Service	Count	Value
<b>Total PS Value</b>	<b>6</b>	<b>58,137</b>

**TIF Increment Value**

<b>Net Assessed</b>		<b>58,137</b>
---------------------	--	---------------

**District Totals**

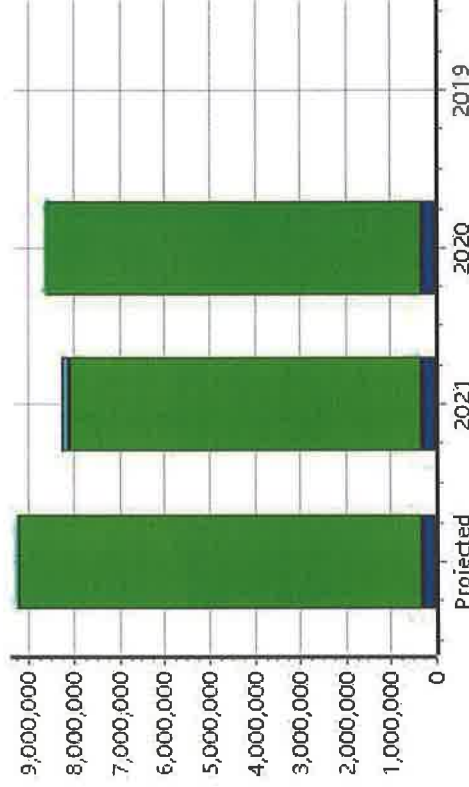
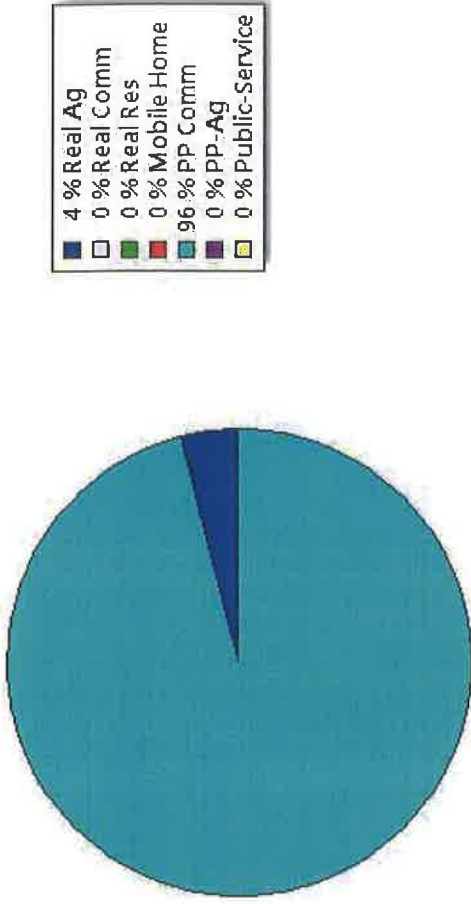
Total Gross Value	9,280,792
Homestead Loss	8,000
Other Exemption Loss	0

**TIF Increment Value**

<b>Retained TIF Value</b>	<b>9,272,792</b>
<b>Net Assessed Value</b>	<b>5,124,847</b>

**Net Assessed Under Protest**

\* Public Service Protests Values are not included on this report.



Real	Count	Value
Agricultural	108	144,042
Commercial	0	0
Residential	0	0
<b>Total Real Value</b>	<b>108</b>	<b>144,042</b>
Homestead	0	0
Veteran	0	0
Other	0	0
<b>Total Exempt</b>	<b>0</b>	<b>0</b>

**TIF Increment Value**

<b>Net Assessed</b>	<b>144,042</b>
<b>Net Assessed Under Protest</b>	<b>0</b>
Senior Freeze	0
Capped Parcels	24
	23,872

Personal	Count	Value
Agricultural	0	0
Commercial	7	1,056,273
Mobile Home	0	0
<b>Total Personal</b>	<b>7</b>	<b>1,056,273</b>
<b>Total Exempt</b>	<b>0</b>	<b>0</b>

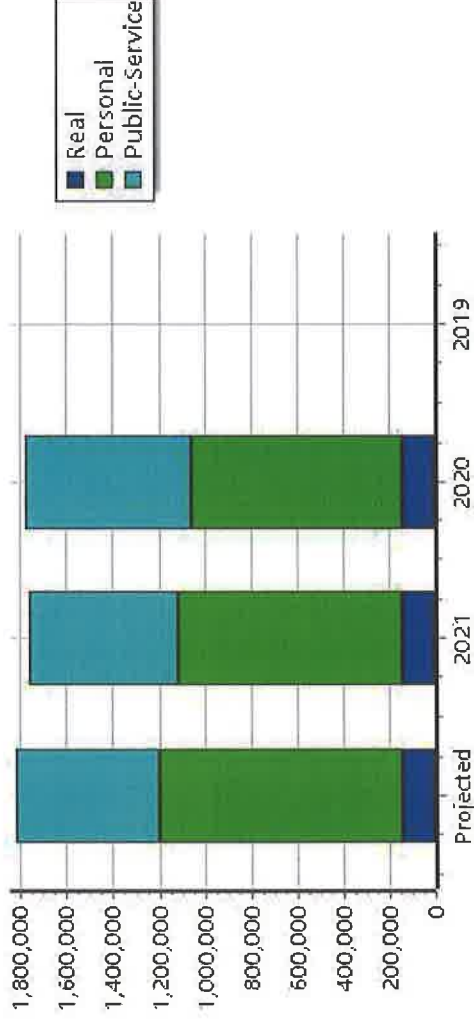
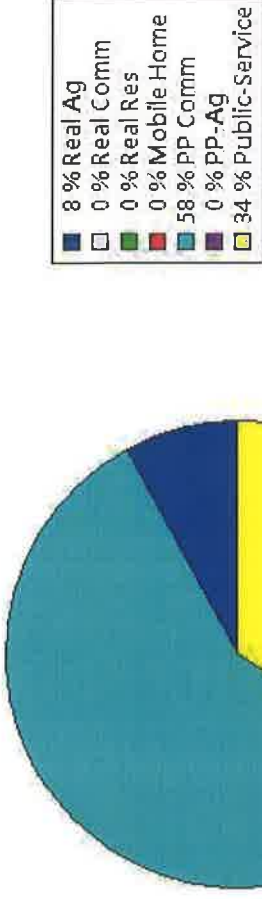
**TIF Increment Value**

<b>Net Assessed</b>	<b>1,056,273</b>
<b>Net Assessed Under Protest</b>	<b>1</b>
	14,814

Public Service	Count	Value
<b>Total PS Value</b>	<b>6</b>	<b>618,974</b>
<b>TIF Increment Value</b>		<b>618,974</b>

District Totals	Value
Total Gross Value	1,819,289
Homestead Loss	0
Other Exemption Loss	0
<b>TIF Increment Value</b>	
<b>Retained TIF Value</b>	
<b>Net Assessed Value</b>	<b>1,819,289</b>
<b>Net Assessed Under Protest</b>	<b>14,814</b>

\* Public Service Proteasts Values are not included on this report.





Real	Count	Value
Agricultural	229	777,122
Commercial	4	48,919
Residential	47	255,296
<b>Total Real Value</b>	<b>280</b>	<b>1,081,337</b>
Homestead	47	48,471
Veteran	2	8,234
Other	0	0
<b>Total Exempt</b>	<b>51</b>	<b>56,705</b>

**TIF Increment Value**

<b>Net Assessed</b>		<b>1,024,632</b>
<b>Net Assessed Under Protest</b>	<b>0</b>	<b>0</b>
Senior Freeze	3	11,397
Capped Parcels	76	156,786

Personal	Count	Value
Agricultural	39	102,099
Commercial	18	10,698,203
Mobile Home	10	26,782
<b>Total Personal</b>	<b>67</b>	<b>10,827,084</b>
<b>Total Exempt</b>	<b>0</b>	<b>0</b>

**TIF Increment Value**

<b>Net Assessed</b>		<b>10,827,084</b>
<b>Net Assessed Under Protest</b>	<b>1</b>	<b>236,336</b>

Public Service	Count	Value
<b>Total PS Value</b>	<b>10</b>	<b>621,101</b>

**TIF Increment Value**

<b>Net Assessed</b>		<b>621,101</b>
---------------------	--	----------------

**District Totals**

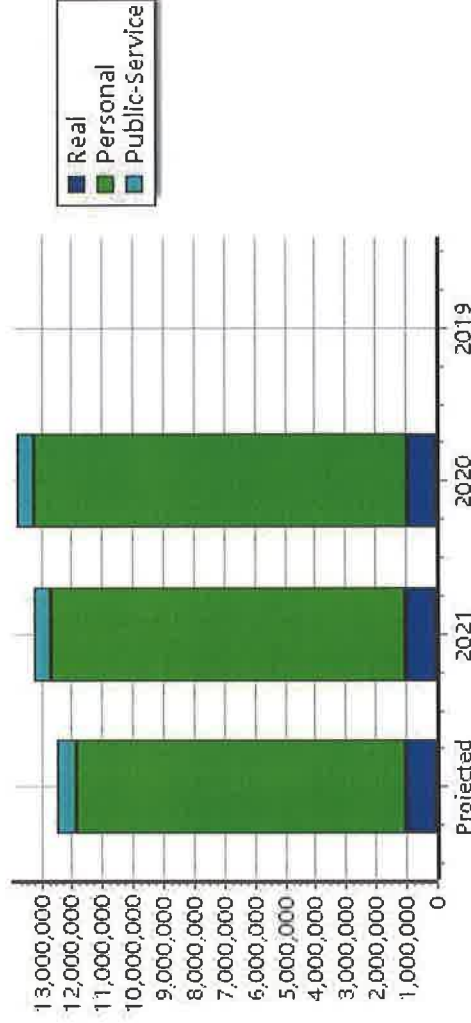
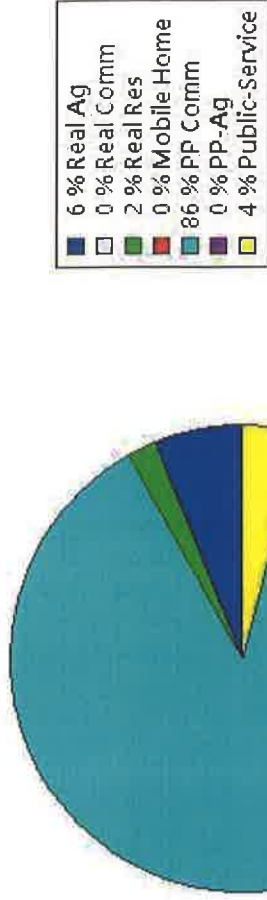
Total Gross Value	12,529,522
Homestead Loss	48,471
Other Exemption Loss	8,234

**TIF Increment Value**

<b>Retained TIF Value</b>		<b>12,472,817</b>
<b>Net Assessed Value</b>		<b>236,336</b>

**Net Assessed Under Protest**

\* Public Service Proteasts Values are not included on this report.



Real	Count	Value
Agricultural	356	949,899
Commercial	3	33,566
Residential	15	58,310
<b>Total Real Value</b>	<b>374</b>	<b>1,041,775</b>
Homestead	11	11,000
Veteran	0	0
Other	0	0
<b>Total Exempt</b>	<b>11</b>	<b>11,000</b>

**TIF Increment Value**

<b>Net Assessed</b>		<b>1,030,775</b>
<b>Net Assessed Under Protest</b>	<b>0</b>	<b>0</b>
Senior Freeze	0	0
Capped Parcels	77	178,385

Personal	Count	Value
Agricultural	18	260,082
Commercial	13	2,557,773
Mobile Home	3	5,053
<b>Total Personal</b>	<b>34</b>	<b>2,822,908</b>
<b>Total Exempt</b>	<b>0</b>	<b>0</b>

**TIF Increment Value**

<b>Net Assessed</b>		<b>2,822,908</b>
<b>Net Assessed Under Protest</b>	<b>1</b>	<b>303,736</b>

Public Service	Count	Value
<b>Total PS Value</b>	<b>4</b>	<b>32,056</b>

**TIF Increment Value**

<b>Net Assessed</b>		<b>32,056</b>
---------------------	--	---------------

**District Totals**

Total Gross Value	3,896,739
Homestead Loss	11,000
Other Exemption Loss	0

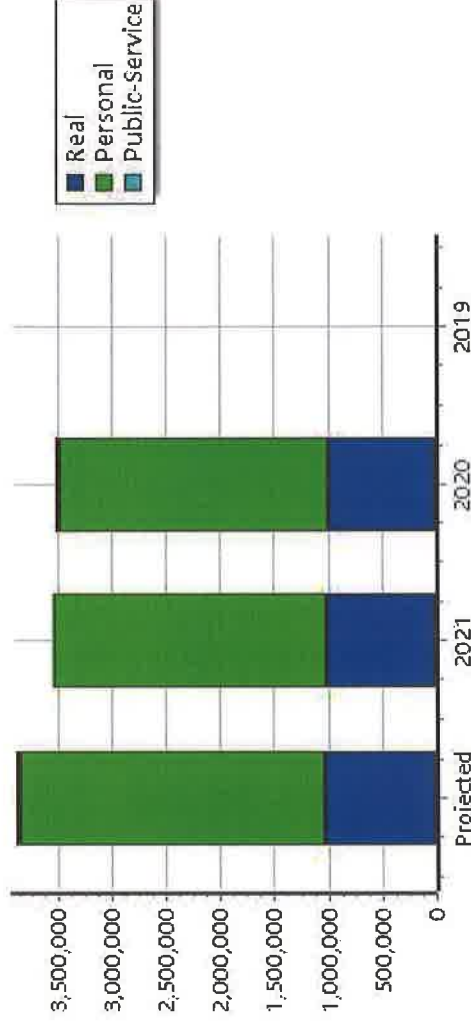

**TIF Increment Value**

<b>Retained TIF Value</b>	<b>3,885,739</b>
---------------------------	------------------

**Net Assessed Under Protest**

<b>Net Assessed Under Protest</b>	<b>303,736</b>
-----------------------------------	----------------

\* Public Service Proteasts Values are not included on this report.



Real	Count	Value
Agricultural	91	358,373
Commercial	4	39,130
Residential	34	124,975
<b>Total Real Value</b>	<b>129</b>	<b>522,478</b>
Homestead	9	9,000
Veteran	0	0
Other	0	0
<b>Total Exempt</b>	<b>9</b>	<b>9,000</b>

**TIF Increment Value**

<b>Net Assessed</b>		<b>513,478</b>
<b>Net Assessed Under Protest</b>	<b>0</b>	<b>0</b>
Senior Freeze	0	0
Capped Parcels	51	61,283

Personal	Count	Value
Agricultural	15	122,396
Commercial	19	5,763,100
Mobile Home	1	2,860
<b>Total Personal</b>	<b>35</b>	<b>5,888,356</b>
<b>Total Exempt</b>	<b>0</b>	<b>0</b>

**TIF Increment Value**

<b>Net Assessed</b>		<b>5,888,356</b>
<b>Net Assessed Under Protest</b>	<b>2</b>	<b>1,250,592</b>

Public Service	Count	Value
<b>Total PS Value</b>	<b>10</b>	<b>1,035,166</b>

**TIF Increment Value**

<b>Net Assessed</b>		<b>1,035,166</b>
---------------------	--	------------------

District Totals	Value
Total Gross Value	7,446,000
Homestead Loss	9,000
Other Exemption Loss	0

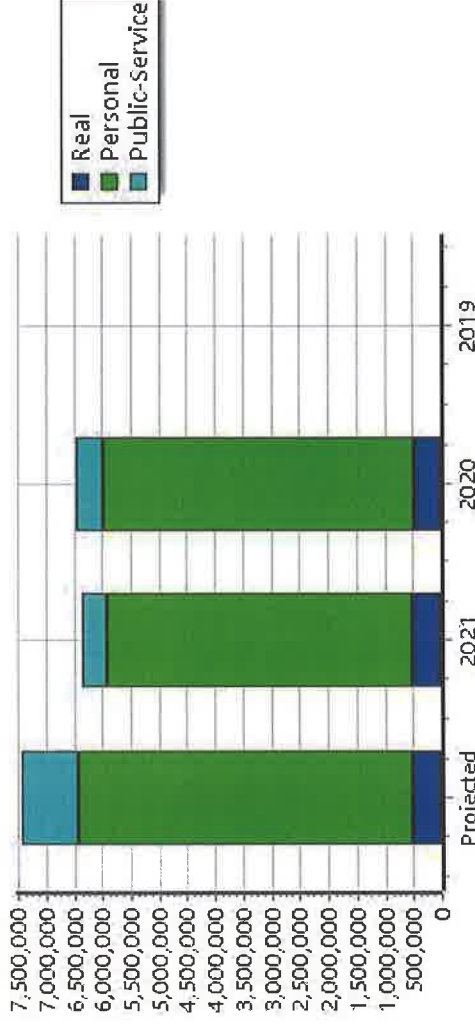
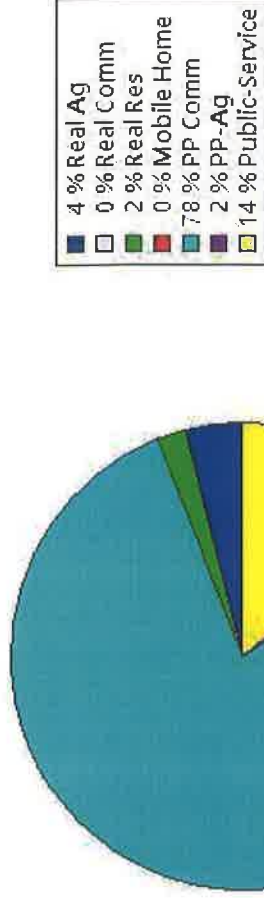
**TIF Increment Value**

<b>Retained TIF Value</b>		<b>7,437,000</b>
---------------------------	--	------------------

**Net Assessed Under Protest**

<b>Net Assessed Under Protest</b>	<b>1,250,592</b>
-----------------------------------	------------------

\* Public Service Proteests Values are not included on this report.



Real	Count	Value
Agricultural	5,063	25,785,023
Commercial	1,323	29,241,947
Residential	8,773	66,769,646
<b>Total Real Value</b>	<b>15,159</b>	<b>121,796,616</b>
Homestead	3,450	3,549,468
Veteran	51	533,285
Other	1	211
<b>Total Exempt</b>	<b>3,608</b>	<b>4,082,964</b>

**TIF Increment Value**

<b>Net Assessed</b>		<b>117,713,652</b>
<b>Net Assessed Under Protest</b>	<b>0</b>	<b>0</b>
Senior Freeze	352	1,454,257
Capped Parcels	6,813	54,425,892

Personal	Count	Value
Agricultural	625	2,374,952
Commercial	1,287	106,038,219
Mobile Home	817	1,221,907
<b>Total Personal</b>	<b>2,729</b>	<b>109,635,078</b>
<b>Total Exempt</b>	<b>4</b>	<b>274,153</b>

**TIF Increment Value**

<b>Net Assessed</b>		<b>109,360,925</b>
<b>Net Assessed Under Protest</b>	<b>8</b>	<b>8,270,901</b>

Public Service	Count	Value
<b>Total PS Value</b>	<b>128</b>	<b>66,063,513</b>

**TIF Increment Value**

<b>Net Assessed</b>		<b>66,063,513</b>
---------------------	--	-------------------

**District Totals**

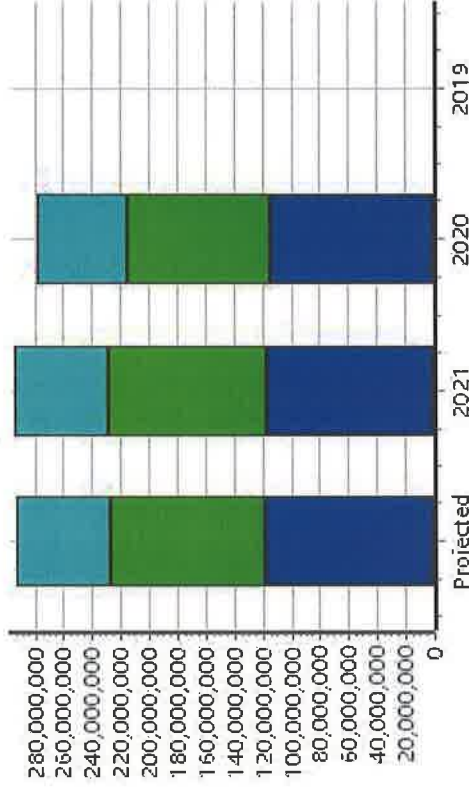
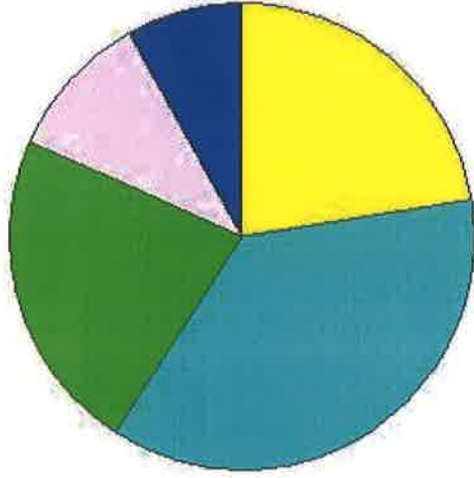
Total Gross Value	297,495,207
Homestead Loss	3,549,468
Other Exemption Loss	807,649

**TIF Increment Value**

<b>Retained TIF Value</b>		<b>293,138,090</b>
<b>Net Assessed Value</b>		<b>8,270,901</b>

**Net Assessed Under Protest**

\* Public Service Protests Values are not included on this report.



Real	Count	Value
Agricultural	229	777,122
Commercial	4	48,919
Residential	47	255,296
<b>Total Real Value</b>	<b>280</b>	<b>1,081,337</b>
Homestead	47	48,471
Veteran	2	8,234
Other	0	0
<b>Total Exempt</b>	<b>51</b>	<b>56,705</b>

<b>TIF Increment Value</b>		<b>1,024,632</b>
<b>Net Assessed</b>		<b>0</b>
<b>Net Assessed Under Protest</b>	<b>0</b>	<b>0</b>
Senior Freeze	3	11,397
Capped Parcels	76	156,786


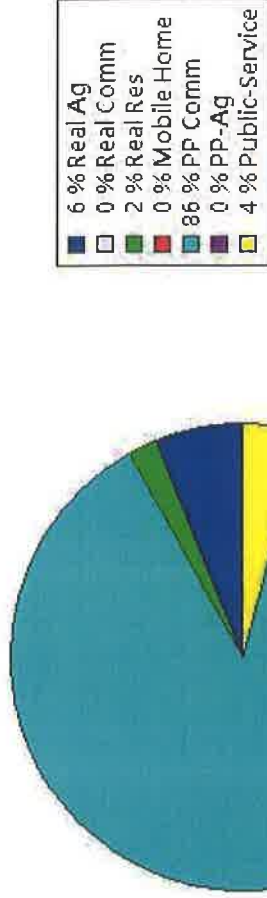
Personal	Count	Value
Agricultural	39	102,099
Commercial	18	10,698,203
Mobile Home	10	26,782
<b>Total Personal</b>	<b>67</b>	<b>10,827,084</b>
<b>Total Exempt</b>	<b>0</b>	<b>0</b>

<b>TIF Increment Value</b>		<b>10,827,084</b>
<b>Net Assessed</b>		<b>236,336</b>
<b>Net Assessed Under Protest</b>	<b>1</b>	<b>236,336</b>

Public Service	Count	Value
<b>Total PS Value</b>	<b>10</b>	<b>621,101</b>
<b>TIF Increment Value</b>		<b>621,101</b>
<b>Net Assessed</b>		<b>621,101</b>

District Totals	Value
Total Gross Value	12,529,522
Homestead Loss	48,471
Other Exemption Loss	8,234
<b>TIF Increment Value</b>	
<b>Retained TIF Value</b>	
<b>Net Assessed Value</b>	<b>12,472,817</b>
<b>Net Assessed Under Protest</b>	<b>236,336</b>

\* Public Service Proteasts Values are not included on this report.



Real	Count	Value
Agricultural	464	1,093,941
Commercial	3	33,566
Residential	15	58,310
<b>Total Real Value</b>	<b>482</b>	<b>1,185,817</b>
Homestead	11	11,000
Veteran	0	0
Other	0	0
<b>Total Exempt</b>	<b>11</b>	<b>11,000</b>

**TIF Increment Value**

<b>Net Assessed</b>		<b>1,174,817</b>
<b>Net Assessed Under Protest</b>	<b>0</b>	<b>0</b>
Senior Freeze	0	0
Capped Parcels	101	202,257

Personal	Count	Value
Agricultural	18	260,082
Commercial	20	3,614,046
Mobile Home	3	5,053
<b>Total Personal</b>	<b>41</b>	<b>3,879,181</b>
<b>Total Exempt</b>	<b>0</b>	<b>0</b>

**TIF Increment Value**

<b>Net Assessed</b>		<b>3,879,181</b>
<b>Net Assessed Under Protest</b>	<b>2</b>	<b>318,550</b>

Public Service	Count	Value
<b>Total PS Value</b>	<b>10</b>	<b>651,030</b>
<b>TIF Increment Value</b>		<b>651,030</b>

District Totals	Value
Total Gross Value	5,716,028
Homestead Loss	11,000
Other Exemption Loss	0
<b>TIF Increment Value</b>	
<b>Retained TIF Value</b>	
<b>Net Assessed Value</b>	<b>5,705,028</b>
<b>Net Assessed Under Protest</b>	<b>318,550</b>

\* Public Service Proteasts Values are not included on this report.

